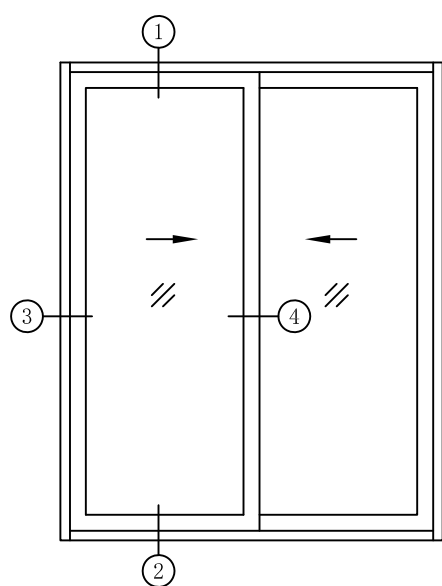
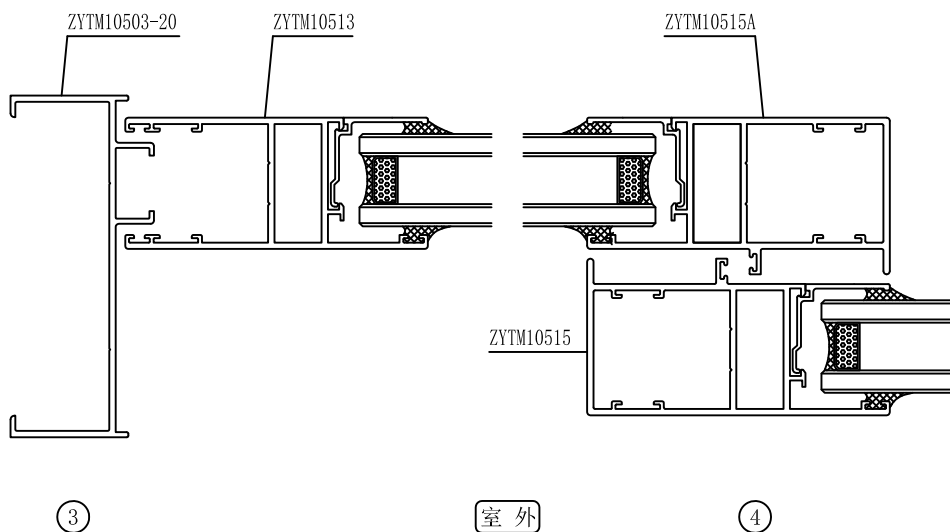
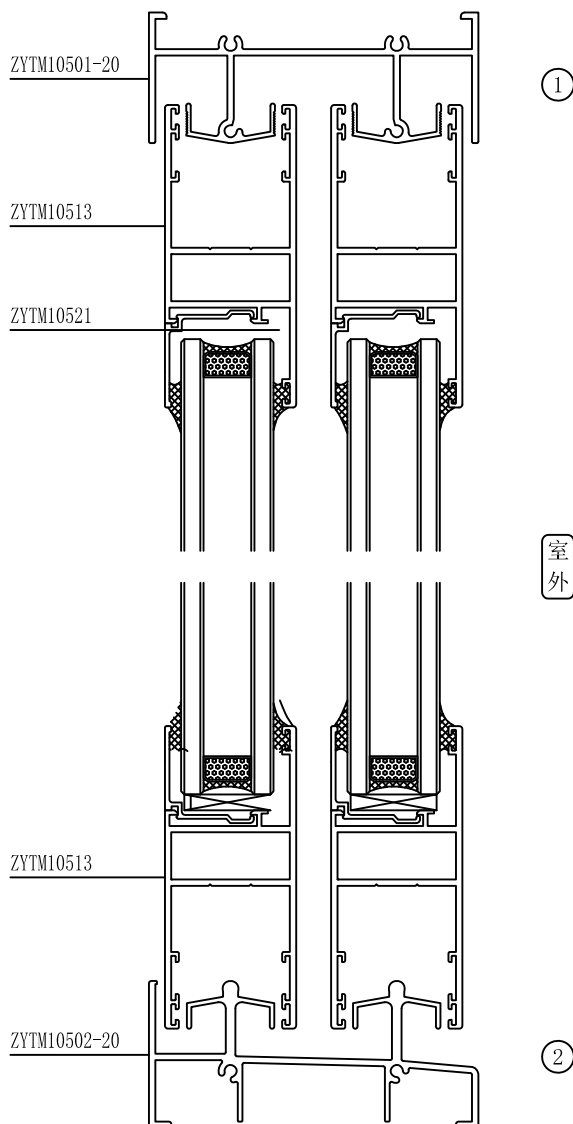


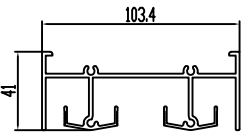
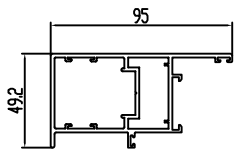
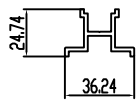
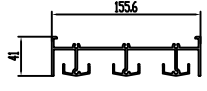
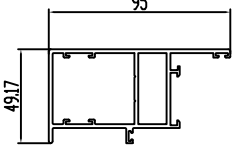
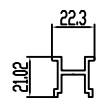
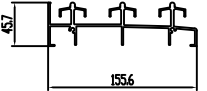
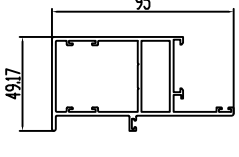
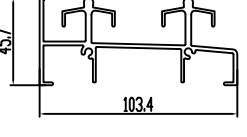
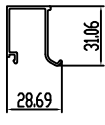
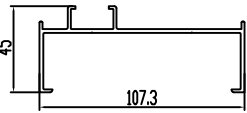
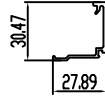
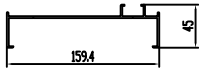
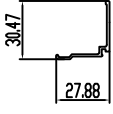
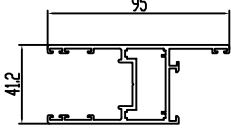
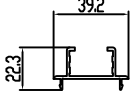
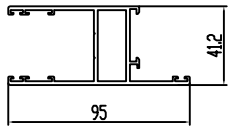
ZYTM105系列推拉门结构图



标准门: 1.8mX2.2m, 耗材约8.3kg/m²。



ZYTM105系列推拉门型材目录

型材编号	图 例	型材编号	图 例	型材编号	图 例
名称		名称		名称	
壁厚T(mm)		壁厚T(mm)		壁厚T(mm)	
重量(kg/m)		重量(kg/m)		重量(kg/m)	
ZYTM10501-20 上滑 T=2.0 1.750 kg/m		ZYTM10507-20 勾企 T=2.0 1.761 kg/m		ZYTM10510 滑轮支架 T=2.0 0.475 kg/m	
ZYTM10517 三轨上滑 T=2.0 2.406 kg/m	 比例: 1: 2	ZYTM10515 勾企 T=2.0 1.686 kg/m		ZYTM10511 滑轮支架 T=2.0 0.358 kg/m	
ZYTM10518 三轨下滑 T=2.0 2.599 kg/m	 比例: 1: 2	ZYTM10515A 勾企 T=2.0 1.686 kg/m			
ZYTM10502-20 下滑 T=2.0 1.884 kg/m		ZYTM10516 压线 T=1.2 0.304 kg/m	 槽口: 14MM		
ZYTM10503-20 边封 T=2.0 1.110 kg/m		ZYTM10520 压线 T=1.4 0.252 kg/m	 槽口: 30MM		
ZYTM10519 边企 T=2.0 1.393 kg/m	 比例: 1: 2	ZYTM10521 压线 T=1.4 0.209 kg/m	 槽口: 34.8MM		
ZYTM10504-20 扇料 T=2.0 1.523 kg/m		ZYTM10509A 收口 T=1.5 0.331 kg/m			
ZYTM10513 扇料 T=2.0 1.425 kg/m		ZYTM10514 锁座 T=1.5 0.388 kg/m	